



BILD & BILD SF Print Media Specifications

by Better Life Technology, LLC



THE MOST DURABLE, DESIGNABLE, MULTI-USE PRINT MEDIA

Create an environment that your customers will love. Whether you are using brightly colored graphics as a source of way finding and leading people to your hottest deals, placing a large custom graphic in the middle of your high traffic areas, or showcasing your brand in a way that your customers will want to stop and admire, BILD is the product that will bring your concepts to life. With BILD Print Media, you can make a positive impression with lasting durability that is cost effective so you can continue to promote your brand, as often as you need to. Stand out from the competition by thinking outside of the box in how you bring your message to market. Don't just tell them, but show them! Get the conversation going amongst your customers and leave them talking about you long after they have left.

BILD Print Media is a one-of-a-kind product, designed as a grand-format print media, suitable for a wide range of free floating and permanent applications. BILD Clear is best suited for second surface printing, offering the most durable material wear layer in the industry, while BILD Solid is best suited for top surface, with an exceptional material wear layer.

BILD Print Media is the perfect solution to provide a stimulating, visual experience of your brand.



PRODUCT INFORMATION

	CLEAR		SOLID	
THICKNESS	35mil .035in	75mil .075in	75mil .075in	85mil .085in
SIZE				
54in x 25ft Roll, 30 lbs	•			
5ft x 10ft Sheet / Roll, 32 lbs		•		•
5ft x 50ft Roll, 160 lbs		•		
10ft x 50ft Roll, 320 lbs		•		
10ft x 61ft Roll, 350 lbs			•	
10ft x 61ft Roll, 403 lbs				•
COLORS				
Absolute White	•		•	•
Clear	•	•		
Midnight Black			•	
Slate Grey			•	
TEXTURES				
Ceramic		•	•	
Super Smooth	•			•
Woodgrain	•	•		

Custom options in Diamond Tread, Levant, and Small Coin.





APPLICATIONS

- RETAIL/POP
- LOCKER ROOMS
- SPORTS ARENAS
- SHOW ROOMS
- MOVIE THEATERS
- WALL TO WALL INSTALLS
- TRADE SHOWS
- CONVENTION CENTERS
- ASI APPLICATIONS
- BARS/RESTAURANTS
- GYMNASIUMS
- ANTI-FATIGUE MATS

PRINT OPTIONS

BILD print media is designed for digital and screen printing processes. Other processes may apply with custom approved testing results.

Digital: BILD print media can be printed using flatbed and roll-to-roll formats. The print head height must be set at 0.020in over the standard printer head height. Both solvent and UV curable inks are suitable for BILD print media. Ink curing should not exceed 180° F as excessive heat can cause a cupping effect to the print media material. Speeding up the print carriage and/or decreasing the number of print head passes will resolve excessive heat-related issues.

Screen Printing: Both solvent and UV curable inks are approved for use in screen printing with BILD print media. Ink curing should not exceed 225° F, and it is recommended to cure at the highest speed possible through the curing unit. Excessive heat exposure from the curing unit or the curing bed can cause the material to become damaged.

UV inks: Use a 60 or 70 durometer squeegee, 305-355 mesh plain weave.

Solvent inks: Use a 60 or 70 durometer squeegee, 155-230 mesh plain weave.

**MATERIAL ACCLIMATION/
OPTIMUM PRINT TEMPERATURE RANGE**

All material must be unpackaged and acclimated in the print environment for 24 hours before printing.

Material Temperature Range for application: -15 to 160° F. Although BILD print media remains flexible in cold, shock cracking can occur.

All remaining material should be rolled tight on the original core and placed back in the original tube. Better Life Technology, LLC. is not responsible for material stored improperly or material that has not properly acclimated.

Printers Note: Cooler temperatures can slow the recovery rate for the material to lay flat, resulting in a “wavy” material when laid down. Warming material will quickly bring it to a relaxed state for optimum printing. For best results, let the material acclimate to room temperature 24 hours prior to printing.

Optimum Print Temperature Range: 65 to 110° F

WHITE BACKER

The best application of white ink for image contrast is achieved with a direct print on UV printing equipment. See FAQ's for other options.

CUTTING & TRIMMING

It is recommended to use flatbed finishing equipment with reciprocating knives when cutting BILD print media. Cold Steel Rule Die Cutting is also approved as a finishing product. Routing is not recommended as excessive heat from the router may cause the material to produce undesirable edges.

DURABILITY/WEATHERING

BILD print media has a 3 year limited durability warranty. This warranty covers the print media material only. Imaging durability is ink related as to MFG specs. Better Life Technology® offers no expressed warranties on custom imaging. End Users must determine if outdoor durability is suitable for their end use. Extended exposure to water may cause temporary material clouding. Material will return to clear once dry.

TOP COAT FINISH

BILD print media comes with a protective factory-applied Satin top coat. Top Coat provides additional protection against scuffs and scratches in high traffic environments, making it easier to clean and maintain. Other sheens are available upon request.

Satin Top Coat

TOP COAT SPECIAL ORDER

Matte Top Coat

High Gloss Top Coat

ACCESSORIES

SEAMING

G-Floor Welding Rods

G-Floor Seam Tape

ADHESIVE

Taylor MS Plus Resilient Adhesive

FINISHING

G-Floor Backtract

RECOMMENDATIONS

Welding Gun

Underlayment

TECHNICAL SPECIFICATIONS

Test	Outcome
	09 65 00 Resilient Sheet Vinyl
ANSI B101.3 (Slip Resistance)	Passed
ASTM D3389 Abrasion Resistance (Durability)	Weight Loss after 1,000g = 0.06g ; Weigh loss after 5,000g =.013g
ASTM F1515 Light Stability Resistance (Color Fastness/Fade Resistance)	Exposed 100/200/300 hours = little to no change
ASTM D2859 Surface Flammability (Flame Resistance)	Passed
ASTM E96 Water Vapor Transmission (Topical Moisture Penetration)	Permeance Factor of 0.478 (Virtually waterproof)
ASTM F925 Standard Test Method for Resistance to Chemicals	After 24 hrs., little to no change. (Chemicals Tested: ammonia, bleach, inks & markers, crayons, black scuff markers, gum, rock salt, synthetic snow melt, acetic acid, wax stripper, asphalt sealer, roofing tar)

*These test results are based on the 35 mil Clear Woodgrain with Standard Satin Top Coat. Specific tests for other textures and top coats are available and have similar results.



PRINTING GUIDELINES

CLEAR 75MIL PRINT MEDIA

BILD clear 75mil print media is specifically designed for both solvent and UV inks. This product is best suited for second surface printing and is designed for both Screen Printing and Digital Printing platforms that can print material thicker than 0.150". Second surface printing is executed by printing the mirror image to the underside of the material, then applying a layer of white ink or white backer. This process protects the image from scratches, damage and UV rays/ink fading. BILD clear 75mil print media is available in Ceramic and Woodgrain textures.

CLEAR 35MIL PRINT MEDIA

BILD clear 35mil print media is specifically designed for both solvent and UV inks. This product is best suited for second surface printing and is designed for both Screen Printing and Digital Printing platforms that can print material thicker than 0.040". Second surface printing is executed by printing the mirror image to the underside of the material, then applying a layer of white ink or white backer. This process protects the image from scratches, damage and UV rays/ink fading. BILD clear 35mil print media is available in Woodgrain texture.

* Clear materials have no value and cannot have a true profile, the following are basic guidelines.

WHITE 85MIL & SOLID COLOR 75MIL PRINT MEDIA

BILD solid print media is specifically designed for both solvent and UV inks. This product is suited for first surface printing and is designed for both Screen Printing and Digital Printing platforms that can print material thicker than 0.150". BILD white 85mil print media is available in Super Smooth texture and solid color 75mil print media is available in Ceramic texture.



UV DIGITAL PRINT

Use a general 13oz Gloss Banner profile. 8 color is not necessary, but may be used to achieve specific results. When using 8 color, be aware of elevating the temperature of the material. This can cause curling. Use a lower resolution.

A high resolution (1000dpi) will raise the temperature of the material and can cause curling. DO NOT exceed 10 passes.

UV SCREEN PRINT

60 durometer or 70 durometer squeegee 305-355 mesh plain weave

SOLVENT DIGITAL PRINT

Use a general 13oz Gloss Banner profile. DO NOT use pre or print-heat, elevating the temperature of the material can cause curling. Use minimum post-cure heat, just enough heat to cure the ink and to avoid ink transfer. Use all roller guides. Allow ink to cure 24 hours before applying a white flood layer.

SOLVENT SCREEN PRINT

60 durometer or 70 durometer squeegee 155-230 mesh plain weave





BUILD AN IMAGE, BUILD A BRAND

BILD SF (Sheet-Fed), here to change the offset printing industry and provide you with a high quality, cost effective material with lasting durability, BILD SF is the solution to a variety of printing needs. With the ability to be used for both flexible and rigid applications, BILD SF is a true utility material. As an extension of the BILD product line, BILD SF is designed for sheet fed, UV Printers, allowing you to mass print graphics quickly and with confidence they will last. BILD SF has the thickest wear layer in the industry, protecting your printed image for years to come, rather than fading from the surface. Resistant to daily occurrences of wear and tear, such as delamination, cracking, curling, peeling and more, BILD SF is a product with exceptional slip, stain and UV resistance! Finally, a product that reflects the quality of the brand you are promoting!

Interact with your customers, and promote your products using custom designed vinyl graphics. Whether you are looking to print floor mats, counter top mats, end cap displays, pole wraps, temporary wall graphics, way finders, or any type of branding or advertising, BILD SF is the product that will bring your vision to life, with the longest lasting durability. Don't just tell them about your products, but show them in a way that will get the conversation going.

BILD SF is designed for UV Offset Printing, suitable for a wide range of applications, from free floating to permanent. BILD SF is best suited for second surface printing to keep images protected and offers the most durable material layer. Avoid any product issues of cracking, bubbling, peeling or delamination by choosing BILD SF to build your image!

PRODUCT INFORMATION


Surface Texture:	Woodgrain, Super Smooth
Product Size:	28 in x 40 in
Color:	Clear, Absolute White
Overall Thickness:	35mil (0.035")
Packaging:	Squared skid pack supporting standard sheet and stream fed equipment.

APPLICATIONS

- RETAIL/POP
- FLOOR MATS
- MOVIE THEATERS
- TRADE SHOWS
- POLE WRAPS
- COUNTER TOP MATS
- WAY FINDERS
- CONVENTION CENTERS
- BARS/RESTAURANTS
- ANTI-FATIGUE MATS
- TEMPORARY WALL GRAPHICS

PRINT OPTIONS

BILD SF print media is designed for sheet fed or stream fed offset/litho printing process. UV curable inks are recommended for BILD SF print media.



MATERIAL ACCLIMATION/ OPTIMUM PRINT TEMPERATURE RANGE

All material must be unpackaged and acclimated in the print environment for 24 hours before printing.

Material Temperature Range for application: -15 to 160° F. Although BILD SF print media remains flexible in cold, shock cracking can occur.

All remaining material should remain flat, the corners protected and all product remains on the original skid. Better Life Technology, LLC. is not responsible for material stored improperly or material that has not properly acclimated.

Printers Note: For best results, let the material acclimate to room temperature 24 hours prior to printing.

Optimum Print Temperature Range: 65 to 110° F

WHITE BACKER

The best application of white ink for image contrast is achieved with a direct print on UV printing equipment. See FAQ's for other options.

CUTTING & TRIMMING

It is recommended to use flatbed finishing equipment with drag knives when cutting BILD SF print media. Cold Steel Rule Die Cutting is also approved as a finishing product. Routing is not recommended as excessive heat from the router may cause the material to produce undesirable edges.

DURABILITY/WEATHERING

BILD SF print media has a 3 year limited durability warranty. This warranty covers the print media material only. Imaging durability is ink related as to MFG specs. Better Life Technology® offers no expressed warranties on custom imaging. End Users must determine if outdoor durability is suitable for their end use. Extended exposure to water may cause temporary material clouding. Material will return to clear once dry.

TOP COAT FINISH

BILD SF print media comes with a protective factory-applied anti-block Satin top coat. Top Coat provides additional protection against scuffs and scratches in high traffic environments, making it easier to clean and maintain.

ANTI-SKID COATING

Final application of an overprint clear to prevent slippage and anti-skid can be applied.

ACCESSORIES

FINISHING

G-Floor Back Tract

ADHESIVE

Standard Water-Based Acrylic Mounting Adhesive Recommended

TECHNICAL SPECIFICATIONS

Test	Outcome
	09 65 00 Resilient Sheet Vinyl
ANSI B101.3 (Slip Resistance)	Passed
ASTM D3389 Abrasion Resistance (Durability)	Weight Loss after 1,000g = 0.06g ; Weigh loss after 5,000g =.013g
ASTM F1515 Light Stability Resistance (Color Fastness/Fade Resistance)	Exposed 100/200/300 hours = little to no change
ASTM D2859 Surface Flammability (Flame Resistance)	Passed
ASTM E96 Water Vapor Transmission (Topical Moisture Penetration)	Permeance Factor of 0.478 (Virtually waterproof)
ASTM F925 Standard Test Method for Resistance to Chemicals	After 24 hrs., little to no change. (Chemicals Tested: ammonia, bleach, inks & markers, crayons, black scuff markers, gum, rock salt, synthetic snow melt, acetic acid, wax stripper, asphalt sealer, roofing tar)

*These test results are based on the 35 mil Clear Woodgrain with Standard Satin Top Coat. Specific tests for other textures and top coats are available and have similar results.

BILD SF





PRINTING GUIDELINES

BILD SF (SHEET FED) DESCRIPTION

The BILD SF clear polyvinyl substrate is a multi-purpose material used in a variety of applications such as retail/POP, floor mats, counter top mats, pole wraps, trade show booths, anti-fatigue mats, temporary wall graphics and so much more. The sheet has two sides; the printable back side is smooth where the image would be second surface printed and overprinted with opaque white ink. The top side, the non-printing side, has a slight ridge pattern that can be detected by running a finger nail gently across the surface.

The BILD SF white polyvinyl substrate offers a bottom anti-block coating and is top printed.

STATIC ELECTRICITY

Static electricity becomes a problem when printing plastic substrates in an environment with low humidity. Static buildup can prevent the separation of the sheets and consistent feeding of the sheets into the press; poor jogging and jams may occur in the delivery.

Issues from static electricity will be minimized if relative humidity is maintained around 45%-55%. Static eliminators such as air ionizers and grounding tinsels will help remove static, but do not eliminate it.

TESTING ADHESION

Adhesion of UV inks can be tested using a piece of 3/4 or 1 inch Scotch 610 or 810 tape (the 610 tape has stronger adhesive). Several inches of the tape are adhered to the cured ink or coating and the tape is firmly pulled off and checked for ink/coating delamination. The tape pull test is a quick and easy check for adhesion (see ASTM F2252 / F2252M for a description).

FADE RESISTANCE

A consideration when selecting ink is the degree of fade resistance to UV light. If the BILD SF product is to be used outdoors or indoors near a window, UV light can fade or burn-out the pigments causing a color shift. Inks where UV light exposure is possible should be ordered with fade resistant pigments. Even fade resistant inks will often change color in less than a year.

DYNE LEVEL, PRINTABILITY, AND ADHESION

The surface of the smooth, printable side has a dyne level of around 32. Low dyne levels on plastics can cause problems with ink printability (ink film depositing smoothly) and adhesion. Some ink formulations may print and adhere adequately to the untreated surface. UV-curable inks generally require higher dyne levels for good printability and adhesion. A common practice on plastics with low dyne levels is to use an adhesion primer (varnish). The primer is applied to the entire sheet and dried before the process inks and opaque white is applied. Inks and/or adhesion primer combinations should be tested prior to printing. Some ink manufactures will lab test ink compatibility with the actual substrate. Not all types of plastics have the same additives and print characteristics, and general ink recommendations may not guarantee compatibility.

PREPRESS RECOMMENDATIONS

The BILD SF substrate should be run with UV inks. The prepress file preparations including TAC (total area coverage), line screen ruling, and any application of UCR (under color removal) or GCR (gray component replacement) should be the same as those used for coated paper. The general recommendation is a TAC of less than 250% and a line screen ruling of 150 lines per inch.

PRINTING RECOMMENDATIONS

The BILD SF sheets should be conditioned to your pressroom temperature before printing. This can take 24 hours or longer depending on the temperature of the substrate when received.

The BILD SF sheets should be printed on a UV-enabled sheetfed offset press with UV-curable inks that are known to be compatible with the BILD SF product. Due to a dyne level of 32, adhesion of the ink to the plastic may be an issue. Some ink manufactures recommend a UV adhesion primer to increase the dyne level and improve ink adhesion. The adhesion primer should be printed and cured before printing process color inks. This can be achieved by printing the adhesion primer on the first unit and curing it with an interstation lamp before printing the process inks. The adhesion primer can also be applied on a separate pass. The process inks should be cured and two hits of opaque white applied on top of the printed image. Curing the first layer of opaque white with a lamp is recommended so that the second hit of opaque white is dry trapped.

We do not recommend printing BILD SF with conventional sheetfed inks. Multiple ink films with long drying times on plastic, and a substrate thickness requiring small delivery piles/racking, make conventional inks impractical. There is also risk of the sheets sticking together.

PRINTING GUIDELINES

INK/WATER BALANCE ON PLASTIC

Printing on a non-porous substrate is more difficult than printing on paper or board. On porous surfaces such as paper, some fountain solution is transferred to the blanket and then absorbed into the substrate. This wicking action helps remove excess fountain solution and maintain good ink/water balance. With non-porous substrates such as BILD SF, none of the fountain solution is absorbed.

Excessive buildup of fountain solution on the plate can result in too much fountain solution being emulsified into the ink. With conventional inks this may cause drying times of several days or more. Maintaining ink and water balance is especially difficult on jobs with light ink coverage.

The ink/water balance “window” is smaller when printing on plastics. Success depends on good ink/water balance—running a minimal amount of fountain solution with the thinnest film of ink needed to achieve the solid ink densities. Being able to maintain good ink/water balances is dependent on the press being well maintained. Inking and dampening rollers must have the correct durometer (hardness), be set correctly, and not be glazed.

INK RECOMMENDATIONS

The following inks have been tested for adhesion and printability with BILD SF and are recommended by the ink manufacturer:

BRADEN SUTPHIN INK

721V0536 UV Flood Coat Ink Primer (must be run dry offset)

K4694 UV X-Cure Sil Free Black Plastic

B76081 UV X-Cure Sil Free Cyan Plastic

R75364 UV X-Cure Sil Free Magenta Plastic

Y71966 UV X-Cure Sil Free Yellow Plastic

FLINT GROUP

UV adhesion was adequate without primer, better with primer.

UV Duracure Series

VWUL-007U Primer

VWUV-978U Black

VWUV-578U Cyan

VWUV-378U Magenta

VWUV-178U Yellow

V75X-0X2U Opaque White

WIKOFF COLOR

SCUV-12607 XLF Perm PC Black

SCUV-13590 XLF Perm PC Cyan

SCUV-12443 XLF Perm PC Magenta

SCUV-12575 XLF Perm PC Yellow

SCUV-16534 UV Opaque White (High adhesion)

Formulated for 300 hours fade resistance

TOYO INK

35581946C5 or 35581946K1 UV Litho Vinyl Primer

00473514C5- UV PST Dense Black JP LT

00400202C5- UV PST Yellow TM LT

00420204C5- UV PST Cyan TM LT

00410203C5- UV PST Magenta TM LT

10481576K1- UV PST Opaque White HF1

00483178K1- UV HS Opaque White

PRINTING GUIDELINES

SUMMARY

BILD SF is a durable polyvinyl for floor graphics, counter top mats, pole wraps, POP displays and much more, all of which can be successfully printed by following these guidelines:

- Reverse print or second surface printed on the back side of the sheet.
- Use a UV-enabled press with UV-curable inks.
- Generally follow the same prepress considerations as you would for coated paper. Keep total area coverage below 300%.
- Consider using an adhesion primer to avoid problems due to the low dyne level. The primer should be cured before printing process color inks.
- Two hits of opaque white are needed on top of the printed image.
- Controlling ink/water balance is crucial. Too much fountain solution and/or ink will create problems.
- Keep an eye on the relative humidity (RH) of the pressroom. Levels below 30% are likely to cause major feeding and delivery issues.
- Use the tape pull test to check adhesion.
- If the BILD SF graphic will be exposed to UV light, especially sunlight, fade resistant inks may be necessary depending upon the required life span of the graphic.
- Testing the compatibility of inks and primer coating with BILD SF is important. It has already been done for you by the selected ink manufacturers above.









CLEANING & MAINTENANCE

ROUTINE CLEANING

Keep surfaces clean by frequently removing dry soil with a broom or vacuum. Brush or sweep with cool water using a broom or sponge squeegee. Surface is easily washed with soap and water. Mild soaps and other commercial detergents suitable for vinyl floors are usually effective. Never leave harsh detergents or chemicals on product. Built up soil may require mopping or scrubbing with a water solution containing a mild cleaner recommended for vinyl flooring. Do not drench or flood the floor as this will loosen the adhesive bond creating a hazard. BILD products do not require waxing or sealing, as it will negatively impact slip resistance. Mineral spirits is acceptable for use on difficult marks such as heel marks, crayons, paints, and inks. Ensure that any chemical residue is thoroughly flushed from the surface immediately after use.

BILD products are stain resistant, but not stain proof. Certain dyes, inks, rubber tires, and chemicals may cause permanent staining. Never use harsh chemicals such as tar remover or kerosene on this product as they can damage the surface.

CAUTION – SAFETY WARNING

Any floor surface may become slippery when moisture or debris is present. Proper care and cleaning of vinyl flooring will reduce the likelihood of slips and falls. Always wipe up any spills or fluids to prevent hazardous, slippery conditions.

WARRANTY

WARRANTY

AFFECTED PRODUCTS

This warranty applies to the entire BILD product line, including BILD Rolls and BILD SF (Sheet Fed)

35 mil Woodgrain Clear	85 mil Super Smooth Absolute White
35 mil Super Smooth Clear	75 mil Ceramic Midnight Black
35 mil Super Smooth Absolute White	75 mil Ceramic Slate Grey
75 mil Woodgrain Clear	75 mil Ceramic Absolute White
75 mil Ceramic Clear	

INSPECTION AND STORAGE OF BILD

All product must be removed from packaging and allowed to acclimate to the printing environment for 24 hours prior to printing on the material. We do not recommend unrolling product if the temperature is below 60° Fahrenheit.

All BILD material must be properly stored prior to use. Please keep in a dry environment, in a temperature range between 60° - 100° Fahrenheit. If the product is delivered on a roll, ensure the product is rotated every three months to avoid flat spots. Please do not stack more than three rolls high and do not store upright. For long term storage, we recommend putting roll material back into the shipping tube. If the product is delivered in sheet form, ensure sheets remain flat, the corners are protected and all product remains on the original skid.

3 YEAR LIMITED LIABILITY WARRANTY

Better Life Technology, LLC warrants to the original purchaser (Buyer) only that BILD print media manufactured by Better Life Technology, LLC, will be free from defects in material and workmanship. This limited warranty assures the clear products will remain transparent, the solid products will retain their original color, and all products will be suitable for printing for a period of three (3) years from the original purchase date. This limited warranty only covers the material, prior to any alterations such as printing or cutting. Please inspect all material upon receipt, and notify Better Life Technology, LLC of any manufacturer defects within 60 days of purchase. This warranty shall not apply and no warranty of any kind shall exist if this product has been subject to abuse, misuse, neglect, improper storage, or alteration of any type or cause.

BILD clear print media is for indoor use only. BILD solid print media (only ceramic finish or white super smooth finish with a top coat) must be permanently adhered and properly sealed if used outdoors. Blushing from moisture trapped under the clear product will not be covered under this limited warranty.

LIMITATION OF LIABILITY

The limited warranty stated in this document is exclusive and is made in place of any and all expressed or implied warranties or conditions, including any warranty of merchantability or fitness for a particular purpose, any industry practice, custom or trade usage. Better Life Technology, LLC, in its sole discretion, shall determine whether or not the product is defective or otherwise covered or not covered by this limited warranty. No action for breach of this warranty may be commenced more than one (1) year after occurrence of the alleged breach. This warranty is not transferable. Customer must notify Better Life Technology, LLC of all manufacturer defects within 60 days of purchase. Proof of purchase date will be required.

EXCLUSIVE REMEDY

Buyer's remedy for breach of this warranty is repair or replacement, at Better Life Technology, LLC's option, within a reasonable time after notice of defect. In the event that Better Life Technology, LLC is unable to repair such product, Better Life Technology, LLC, at its option, shall either replace the defective product or refund the purchase price thereof. These remedies are the exclusive remedies for breach of this limited warranty. Better Life Technology, LLC shall not be liable for any other charges incurred, including installation cost, as a result of a defective product. In the event that Buyer makes any claim under this warranty, Better Life Technology, LLC reserves the right to require any product to be returned for inspection at Buyer's expense, subject to refund upon valid warranty claim, to the Better Life Technology, LLC factory in Emporia, KS. No employee of Better Life Technology, LLC or any other person is authorized to make any additional warranty or to change this warranty. This specified warranty supersedes any alterations either verbal or written, etc. Only Better Life Technology, LLC is authorized to provide warranty service. For warranty information, please call or write to: Customer Service, 9736 Legler Road, Lenexa, KS 66219, Telephone (877) 810-6444.

FREQUENTLY ASKED QUESTIONS

Q: *WHAT IS BILD?*

A: BILD is a 100% polyvinyl print media product that is custom printable. Suitable for grand format printing with UV Digital, Solvent and Screen Printing Inks.

Q: *IN WHAT SURFACE TEXTURES IS BILD CLEAR PRINT MEDIA AVAILABLE?*

A: Standard stock textures include Ceramic and Wood Grain. Other textures are available for custom order; Diamond Tread, Levant and Small Coin.

Q: *CAN BILD PRINT MEDIA BE USED OUTDOORS?*

A: Yes, BILD solid print media is the perfect fit for outdoor use. It should be adhered for best results. BILD clear print media can be used in some cases, although heavy or prolonged water exposure can cause the material to cloud slightly, but once dry the material will return to its normal clarity. The use of BILD print media in extreme cold temperatures is not recommended. BILD print media should be tested in an outdoor application prior to the installation of the product.

Q: *IS BILD PRINT MEDIA UV STABLE?*

A: Yes, BILD print media has UV inhibitors built into the product. Tests have shown that 3 year light fastness can be achieved with BILD print media. The end user must determine their individual end use requirements and suitability for their application.

Q: *CAN I PRINT ON BILD PRINT MEDIA?*

A: BILD 75 mil print media is designed for the most demanding of applications and is only printable with Grand Format solvent and UV digital and screen printing equipment. BILD 75 mil print media will not run through Roland, Mimaki or Mutoh type narrow format, eco-solvent printer. The material has a minimum thickness of 0.075" and print heads need to be adjusted accordingly. BILD 35 mil clear print media can be printed on large format, eco-solvent printers that can accommodate 0.035in thick materials.

Q: *WILL THIS MATERIAL WORK WITH A VACUUM?*

A: No, if your printer uses a vacuum, it is suggested that the edges of the material are taped down or use a jig such as a peg board between the material and top of the bed and turn off the vacuum on the printer.

Q: *I DON'T HAVE WHITE INK ON MY MACHINE, WHAT ARE MY OPTIONS?*

A: A white PSA may be laminated or a white latex primer can be applied with a roller or a airless sprayer. When rolling the primer onto the BILD print media, we recommend applying two thin coats instead of one heavy coat. When printing on BILD print media with solvent inks let them de-gas and cure for 24 hours prior to the application of white primer.

Q: *ARE THERE ANY TYPES OF SUPPORT PRODUCTS OR ACCESSORIES FOR BILD PRINT MEDIA?*

A: Yes, Better Life Technology carries and recommends products for seaming, adhering and finishing. Visit our website for more information: www.blttl.com.

Q: *DO I NEED ADHESIVES WITH BILD PRINT MEDIA?*

A: BILD print media can be applied permanently or in temporary applications with the use of adhesives. Adhesives are not required, but will assist with holding the material in place. All standard flooring adhesives and roll adhesives, used for mounting digital applications, are suitable for use with this product.

Q: *WHAT FORMS OF BACKING CAN BE USED AND WHY?*

A: Better Life Technology distributors stock an anti-slip backing product with a clear adhesive on the back. It is a rayon fabric coated with a semi-rough, black polyvinyl slip resistant coating. It is sold on 54" x 25' rolls. Closed Cell Neoprene Foam, Rubber, Felt and other backing materials may also be used, but are not stocking items.

Q: *HOW DO I CLEAN BILD PRINT MEDIA?*

A: When a second surface printing process is used (recommended for all BILD clear print media), because the ink is not on the surface, it can be cleaned with any products that are suitable for vinyl flooring. BILD print media can also be vacuumed, polished or waxed in commercial applications.

Q: *HOW DO I INSTALL BILD PRINT MEDIA?*

A: See our installation training guide.



9736 Legler Rd • Lenexa • KS 66219
913.894.0403 • 877.810.6444
www.bltilc.com

© Better Life Technology, LLC | BD0118CT002



REVOLUTIONARY FOIL-BASED PRINT MEDIA FOR GRAPHICS APPLIED TO OUTDOOR WALKWAYS

UNLIKE ANY OTHER PRINT SUBSTRATE




- No Laminate Needed / Print Direct to Surface
- Compatible with All Formats of Digital Wide Format Printers
- End User Friendly Installation & Removal
- Superior Slip-Resistance
- Long Term Outdoor Durability
- No PVC / Environmentally Friendly



FLOOR COATING AND FINISHING MATERIAL AS TO SLIP RESISTANCE ONLY



PURPOSE graphics and signage applied direct to outdoor walkways at shopping malls, grocery & convenience stores, restaurants, hotels, parks, train stations, amusement parks, stadiums, schools & universities, and hospitals



SIMPLE • DURABLE • RELIABLE

MATERIAL SPECIFICATIONS

MATERIAL:	Gloss white foil-based media (FBM) film + Texture + PSA + Release Liner = <20 mil.
SIZE:	Standard rolls: 53" x 30' / 1.35m x 9.14m, 53" x 75' / 1.35m x 22.87m, 53" x 150' / 1.35m x 45.7m Short rolls: 26.5" x 10' / .67 m x 3.05m , 26.5" x 30' / .67m x 9.14m
PRINT COMPATIBILITY:	Solvent, eco-solvent, latex, and UV wide format digital printers.
OVERLAMINATE:	No overlaminate needed. Print direct to the surface / one step production process.
ADHESIVE:	Pressure sensitive, permanent acrylic; typically no residue when removed.
LINER:	84# silicone based stay flat release liner.
APPLICATION:	No heat source and dry apply; does not require professional installers. Roller recommended to compress to surface.
USAGE:	Outdoor & indoor floor surfaces (heavily textured & non-textured) including concrete (sealed & unsealed), asphalt, tile, brick, terrazzo and vinyl flooring.
LIFE EXPECTANCY:	Printed and installed up to 1 year with heavy pedestrian traffic and harsh weather.
NOTES:	<ol style="list-style-type: none"> 1. Environmentally friendly, contains no PVC; dispose with aluminum recycling. 2. A-classification for surface burning test; ASTM E84-15b (NFPA 255, ANSI/UL 723, UBC 8-1). 3. Material withstands high temperature range; -40° F - 302° F / -40° C - 150° C. 4. Meets slip resistant standards, dry & wet: ANSI A137.1, UL 410, ASTM D2240-05, HB198:2014, British BS 7976-2/UKSRG, Australian AS 4586:2013 (app. D) =R11. 5. Surface reflective reading = 130 mcd (millicandelas) = 3.25 lux. 6. Harmonized tariff code / NCM: 7607.20.0000. 7. Shelf life = 2 years stored at 70° F / 21° C.
PRODUCTION:	<ol style="list-style-type: none"> 1. Handle rolls with care, do not drop on end. Store horizontal with suspension caps. 2. Download printer profiles from AlumiGraphics.com. 3. Use a take up roll with tension and vacuum to keep material flat during printing. 4. Print direct to the surface. 5. Cut-to-shape on most print & cut, plotters and routers, guillotine, steel rule die cut and manually with scissors. Use 60° or carbine tip blades on AlumiGraphics Grip.
INSTALLATION:	<ol style="list-style-type: none"> 1. No heat source is needed to install or remove. AlumiGraphics is pliable and will conform to smooth and textured surfaces. 2. Material has no memory and will not shrink. 3. Optimal surface temperate for application is 50° Fahrenheit / 10° Celsius or higher. 4. Surface must be completely dry. 5. Sweep surface clean of dirt & debris. 6. Lay printed side down on a flat surface then peel release liner from the foil surface. 7. Lay adhesive side down flat on the selected location. 8. Smooth by hand from the center to outer edge, be sure all edges lay flat. 9. Use a hard rubber roller to firmly compress to surface. The material should have 100% contact to the surface, especially all edges.
REMOVAL:	<ol style="list-style-type: none"> 1. AlumiGraphics typically does not leave residue, lift paint or damage treated surfaces when the material is removed. However because the quality of materials, method of installation and conditions can vary, it is highly recommend to test material on the desired surface to determine suitability. 2. Simply peel off at an angle less than 45 degrees for best result; typically leaves no residue.

Visit AlumiGraphics.com for more information on production, installation, maintenance, and removal, along with recommendations, photographs and videos

Manufactured in the United States by

FLOOR SIGNAGE, LLC
PIONEERING DIGITAL PRINT MEDIA FROM THE GROUND UP!

