



REVOLUTIONARY FOIL-BASED PRINT MEDIA FOR GRAPHICS APPLIED TO OUTDOOR WALKWAYS




UNLIKE ANY OTHER PRINT SUBSTRATE

- No Laminate Needed / Print Direct to Surface
- Compatible with All Formats of Digital Wide Format Printers
- End User Friendly Installation & Removal
- Superior Slip-Resistance
- Long Term Outdoor Durability
- No PVC / Environmentally Friendly



FLOOR COATING AND FINISHING MATERIAL AS TO SLIP RESISTANCE ONLY

PURPOSE graphics and signage applied direct to outdoor walkways at shopping malls, grocery & convenience stores, restaurants, hotels, parks, train stations, amusement parks, stadiums, schools & universities, and hospitals



SIMPLE • DURABLE • RELIABLE

MATERIAL SPECIFICATIONS

MATERIAL:	Gloss white foil-based media (FBM) film + Texture + PSA + Release Liner = <20 mil.
SIZE:	Standard rolls: 53" x 30' / 1.35m x 9.14m, 53" x 75' / 1.35m x 22.87m, 53" x 150' / 1.35m x 45.7m Short rolls: 26.5" x 10' / .67 m x 3.05m , 26.5" x 30' / .67m x 9.14m
PRINT COMPATIBILITY:	Solvent, eco-solvent, latex, and UV wide format digital printers.
OVERLAMINATE:	No overlaminate needed. Print direct to the surface / one step production process.
ADHESIVE:	Pressure sensitive, permanent acrylic; typically no residue when removed.
LINER:	84# silicone based stay flat release liner.
APPLICATION:	No heat source and dry apply; does not require professional installers. Roller recommended to compress to surface.
USAGE:	Outdoor & indoor floor surfaces (heavily textured & non-textured) including concrete (sealed & unsealed), asphalt, tile, brick, terrazzo and vinyl flooring.
LIFE EXPECTANCY:	Printed and installed up to 1 year with heavy pedestrian traffic and harsh weather.
NOTES:	<ol style="list-style-type: none"> 1. Environmentally friendly, contains no PVC; dispose with aluminum recycling. 2. A-classification for surface burning test; ASTM E84-15b (NFPA 255, ANSI/UL 723, UBC 8-1). 3. Material withstands high temperature range; -40° F - 302° F / -40° C - 150° C. 4. Meets slip resistant standards, dry & wet: ANSI A137.1, UL 410, ASTM D2240-05, HB198:2014, British BS 7976-2/UKSRG, Australian AS 4586:2013 (app. D) = R12, DIN 51130 = R12, DGUV = A. 5. Surface reflective reading = 130 mcd (millicandelas) = 3.25 lux. 6. Harmonized tariff code / NCM: 7607.20.0000. 7. Shelf life = 2 years stored at 70° F / 21° C.
PRODUCTION:	<ol style="list-style-type: none"> 1. Handle rolls with care, do not drop on end. Store horizontal with suspension caps. 2. Download printer profiles from AlumiGraphics.com. 3. Use a take up roll with tension and vacuum to keep material flat during printing. 4. Print direct to the surface. 5. Cut-to-shape on most print & cut, plotters and routers, guillotine, steel rule die cut and manually with scissors. Use 60° or carbine tip blades on AlumiGraphics Grip.
INSTALLATION:	<ol style="list-style-type: none"> 1. No heat source is needed to install or remove. AlumiGraphics is pliable and will conform to smooth and textured surfaces. 2. Material has no memory and will not shrink. 3. Optimal surface temperate for application is 50° Fahrenheit / 10° Celsius or higher. 4. Surface must be completely dry. 5. Sweep surface clean of dirt & debris. 6. Lay printed side down on a flat surface then peel release liner from the foil surface. 7. Lay adhesive side down flat on the selected location. 8. Smooth by hand from the center to outer edge, be sure all edges lay flat. 9. Use a hard rubber roller to firmly compress to surface. The material should have 100% contact to the surface, especially all edges.
REMOVAL:	<ol style="list-style-type: none"> 1. AlumiGraphics typically does not leave residue, lift paint or damage treated surfaces when the material is removed. However because the quality of materials, method of installation and conditions can vary, it is highly recommend to test material on the desired surface to determine suitability. 2. Simply peel off at an angle less than 45 degrees for best result; typically leaves no residue.

Visit AlumiGraphics.com for more information on production, installation, maintenance, and removal, along with recommendations, photographs and videos

Manufactured in the United States by

FLOOR SIGNAGE, LLC

PIONEERING DIGITAL PRINT MEDIA FROM THE GROUND UP!

