




widlaser C1000

V5.0



widlinovations



Dimensions (W x L x H)

Machine: 2190 x 1620 x 1120 mm | **Crate:** 2260 x 1890 x 1360 mm

Weight (kg)

Machine: *Approx. 620 kg* | **Crate:** *Approx. 670 kg*

Power Supply: AC 240v 50/60Hz

Type of Laser: 120w CO2 laser tube

main specifications

- Working area: up to 1600 x 1000 x 200 mm
- CO2 Laser Tube from 100W to 130W
- Automatic cooling system
- Smoke extraction
- Double compressed air control system (high-pressure regulators)
- Positioning auxiliary pointer
- Automatic focus height adjustment (autofocus)
- Sealed linear guides
- Height-adjustable table: up to 200 mm
- Removable blades
- Honeycomb table
- Objects/waste collector drawer
- Minimum font-size: 2 x 2 mm
- Maximum speed: 1000 mm/sec.
- Laser software: customized *RDWorks V8* (user-friendly)
- Files: Ai, Dst, Plt, Bmp, Dxf, among others
- Connectivity: USB and Network

options

- CO2 Laser Tube from 130W to 150W
- CO2 Laser Tube from 150W to 180W
- 2 and 4 inch lenses
- Adapters for cylindrical objects (rotary)
- Air purifier
- CCD camera with a full working area (recognition of crosshairs for cutting or object for cutting)
- Laser software: *Lightburn* (user-friendly)