




# widlaser C900





**Dimensions (W x L x H)**

**Machine:** 1990 x 1550 x 1140 mm | **Crate:** 2070 x 1660 x 1360 mm

**Weight (kg)**

**Machine:** Approx. 500 kg | **Crate:** Approx. 550 kg

**Power Supply:** AC 240v 50/60Hz

**Type of Laser:** 120w CO2 Laser tube

**main specifications**

- Working area: up to 1300 x 900 x 200 mm
- CO2 Laser Tube from 100W to 130W
- Automatic cooling system
- Smoke extraction
- Double compressed air control system (high-pressure regulators)
- Positioning auxiliary pointer
- Automatic focus height adjustment (autofocus)
- Sealed linear guides
- Height-adjustable table: up to 200 mm
- Removable blades
- Honeycomb table
- Objects/waste collector drawer
- Minimum font-size: 2 x 2 mm
- Maximum speed: 1000 mm/sec.
- Laser software: customized *RDWorks V8* (user-friendly)
- Files: Ai, Dst, Plt, Bmp, Dxf, among others
- Connectivity: USB and Network

**options**

- CO2 Laser Tube from 130W to 150W
- 2 and 4 inch lenses
- Adapters for cylindrical objects (rotary)
- Air purifier
- CCD camera with a full working area (recognition of crosshairs for cutting or object for cutting)
- Laser software: *Lightburn* (user-friendly)